


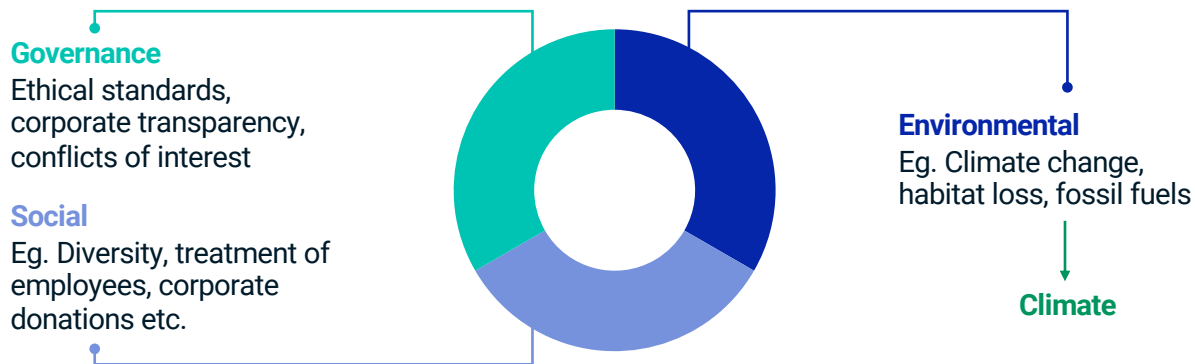
1 Understanding ESG & Climate Investing



Defining Key Factors



While the term ESG – Environmental-Social-Governance – was commonly used shorthand for seeking to screen out or add in companies and investments with certain characteristics, today there is far more sophistication and depth to the conversation.



Tools and Resources

- [ESG 101: Explore the fundamentals](#)
- [Why ESG Investing?](#)
- [Principles of Sustainable Investing](#)
- [What is an ESG rating?](#)
- [Fact Check: The Truth Behind 5 ESG Myths](#)
- [ESG Investing: Finding Your Motivation](#)
- [War and ESG](#)

In one sense a subset of the E in ESG, climate issues have emerged as a specific and important focus for investors. Climate-focused investing can be viewed as its own category and has unique measurements and criteria.

An Evolving Global Framework Fuels Progress: Key Terms

Net-Zero:	COP26:	The Paris Agreement:	UN's Principles for Responsible Investment (PRI):	Greenwashing:	
<p>Setting a Net-Zero target means reducing carbon emissions to the greatest extent possible, and compensating for the remaining emissions via removal.</p>	<p>The 26th United Nations Climate Change conference was held in Glasgow in late 2021. The conference was the 26th Conference of the Parties (COP) to the United Nations Framework Convention on Climate Change. (UNFCCC.)</p>	<p>A legally binding treaty on climate change, at COP 21 and entered into on November 4th, 2016. The agreement seeks to limit global warming to below two degrees Celcius by reducing greenhouse gas emissions.</p>	<p>The Principles for Responsible Investment (PRI) call on investors to incorporate environmental, social and governance factors into their investment practices.</p>	<p>The term refers to companies falsely claiming to be doing more for the environment than they actually are - a misalignment of public statements, marketing or product labelling being with quantitative ESG data and ratings.</p>	<p>4900+ PRI Signatories USD 121 trillion in assets*</p>

Tools and resources



[MSCI Net-Zero Knowledge Hub:](#)
An interactive guide for professional investors

[Net-Zero Tracker:](#)
quarterly gauge of progress by the world's public companies toward curbing climate risk



[SEC Climate Disclosure: Target Standardization](#)



[Steps to Net-Zero:](#)
Considerations for companies and investors (infographic)



[ESG Now Podcast:](#)
Hosts Mike Disabato and Bentley Kaplan discuss pressing ESG news

An Evolving Global Framework: ESG, Climate and Impact



ESG INTEGRATION



“Incorporating ESG may improve our investment results.”

Invest in companies **better positioned to manage their most financially relevant ESG risks** vs. industry peers.



CLIMATE INVESTING



“We want to invest in companies 1) aligning their products & services with their climate impact and 2) minimizing their contribution to global warming.”

Invest in **alternative energy, energy efficiency, green building, pollution prevention, sustainable agriculture, & sustainable water** companies.

Invest in companies **better positioned to operationally withstand risks from global warming** by actively working to lower emissions, that have less enterprise value at risk from global warming.



IMPACT INVESTING





“We want investment opportunities that achieve a **double bottom line** – an attractive return and a positive impact.”

Spanning all major asset classes, invest to simultaneously achieve positive social/environmental outcomes and financial gain.


Separate from ESG ratings, Impact is typically measured in accordance with the UN’s 17 Sustainable Development Goals (SDGs.)

Tools and Resources

 [Climate Matters:](#)
What an ESG Rating is and is Not

 [Intro to Climate Solutions](#)

[Impact Solutions](#)

 [UN Sustainable Development Goals:](#)
How do companies stack up?

Climate Change is Impacting The Environment and The World's Economies

The warming of Earth's atmosphere caused by human-generated emissions of carbon dioxide and other greenhouse gases is causing sea levels to rise and endangering human health, biodiversity and property.

Averting a climate catastrophe will require the largest reconstruction of the global economy since the Industrial Revolution. Capital markets participants, including asset owners, companies, and asset managers will all be part of the solution.

The financial risks

\$900 billion:

Or roughly one-third of the value of big oil and gas companies that estimates suggest would disappear if governments move to restrict the rise in global temperatures to 1.5° C above pre-industrial levels for the rest of this century¹.

Two to three:

The number of notches the sovereign credit rating of an oil-exporting nation could fall by 2050 absent steps to diversify its economy².


90%:

The share of global energy generation that is projected to come from renewable sources by 2050 according to a pathway to net-zero put forward by the International Energy Agency³.


\$1.5 trillion:

The value of new revenue opportunities from low-carbon goods and services, according to European companies in their 2019 disclosures to CDP⁴.

Tools and Resources

 [Climate 101](#): Aligning your portfolio with a net-zero economy

[MSCI Net-Zero Knowledge Hub](#): An interactive guide for professional investors

 [The Role of Capital in the Net-Zero Revolution](#)

[Foundations of Climate Investing](#)

 [The Paris Agreement and Your Portfolio](#)

[Global Progress Towards the Paris Agreement](#)

1. UNDERSTANDING ESG AND CLIMATE INVESTING

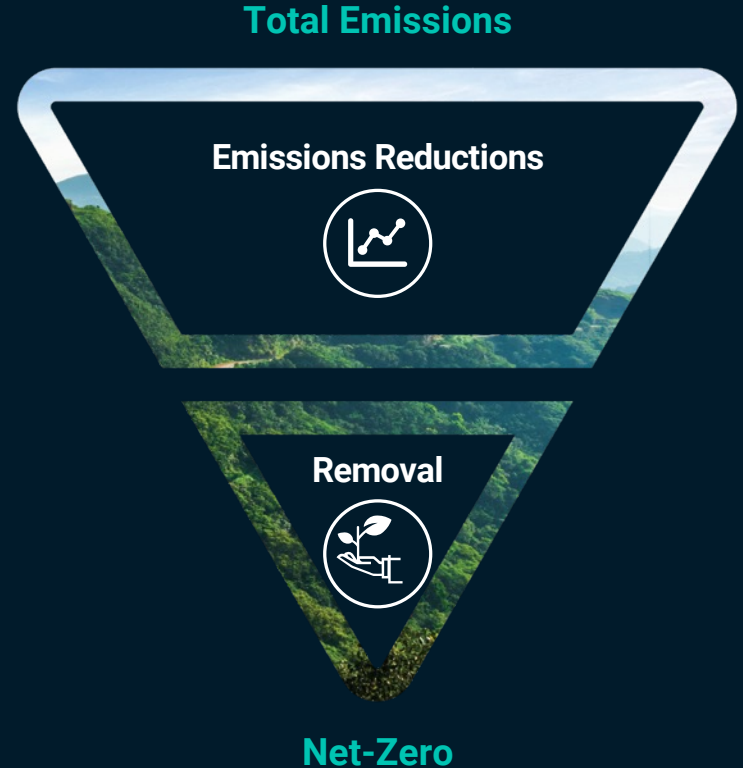
The Path to Net-Zero

To prevent the worst effects of climate change, we need to drive carbon emissions down to Net-Zero by 2050.

Net-Zero Investing

means aligning with the Paris Agreement goal of limiting global warming to well below 2°C, preferably no more than 1.5°C, above pre-industrial levels by 2100.

It means investing in companies with ambitious carbon reduction goals and compensating for remaining emissions that cannot be mitigated using carbon removal technologies.

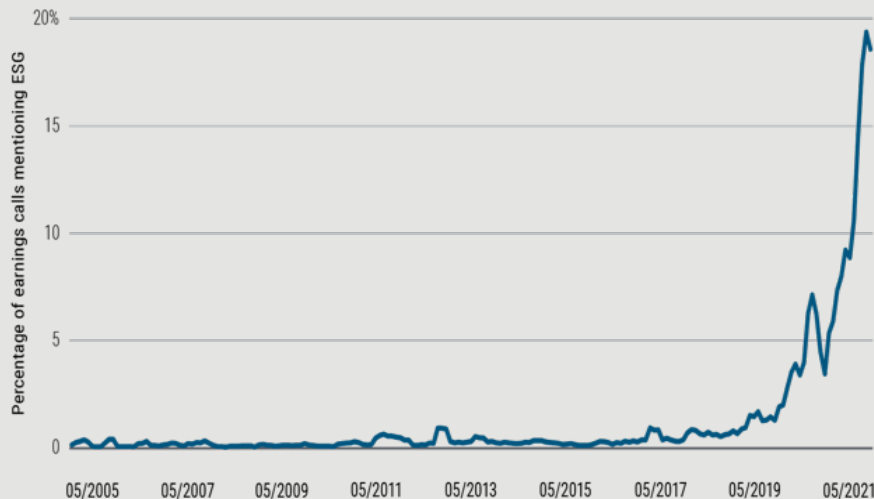


Investor Demand for Transparency and Action is Accelerating Rapidly

ESG is being integrated into all facets of the investment industry, and the rate of change is increasing.

- \$30 trillion wealth transfer from baby boomers to 90 million millennials to take place over the next few decades¹
- 67% of millennials believe investments “are a way to express social, political, and environmental value” versus 36% of baby boomers²
- 89% of millennials want to grow their allocation to responsible investments in the next five years³

Rapidly Increasing Mentions of ESG on earnings calls⁴



Tools and Resources



[The Sustainable ETF Universe](#)

¹Source: Accenture, “The Greater Wealth Transfer – Capitalizing on the Intergenerational Shift in Wealth,” 2012

²Source: US Trust’s “Insights on Wealth and Worth,” 2014

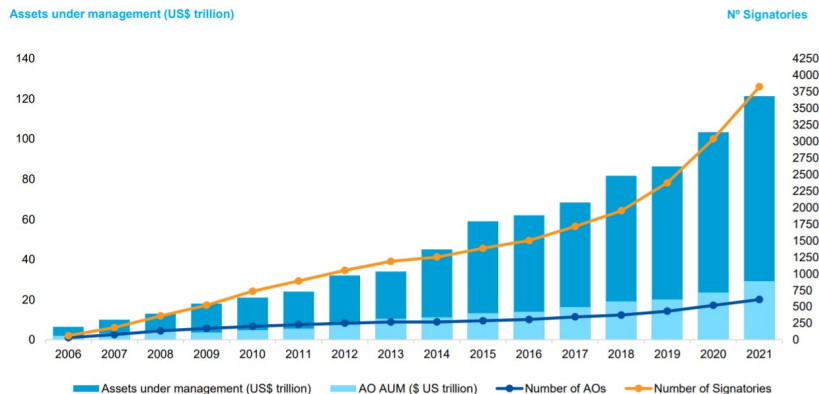
³Source FactSet’s “HNW’s Vision for the Wealth Management Industry in the Information Age”

⁴Source: PIMCO, July 2021

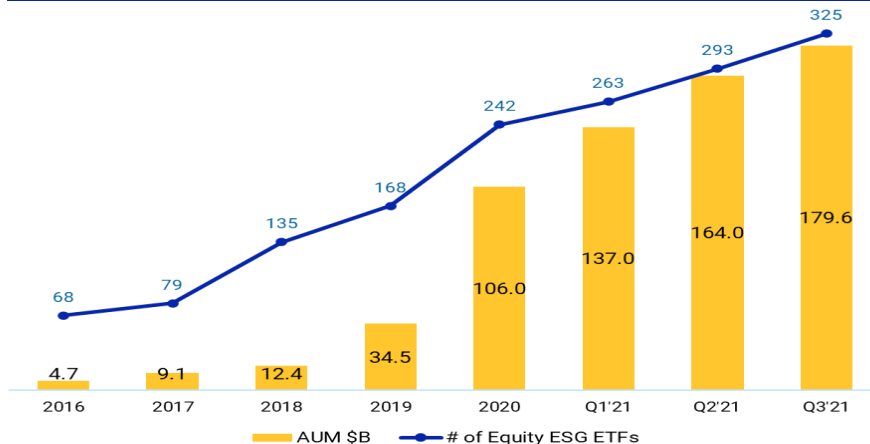
ESG and Climate Investing is Growing Dramatically

UN PRI* Has Grown to Over 4,902 signatories in managing over \$121 trillion in AUM

#1 in no. of ETFs and ETF assets linked to ESG Equity Indexes**



*Total AUM include reported AUM and AUM of new signatories provided in sign-up sheet that signed up by end of March of that year.



In the next 10 years we think:

Every **company** will have a climate strategy with explicit objectives and targets for emission reduction, with **pathway to net-zero**

TCFD reporting will be mandatory in most European countries, and the norm globally

Company **climate disclosure** around **emissions and targets** will be required by regulation, audited and standardized

Engagement with companies will focus on climate strategy with emphasis on targets for **emission reduction**

Climate Investing Delivers Real World Change



Climate investors face two scenarios.

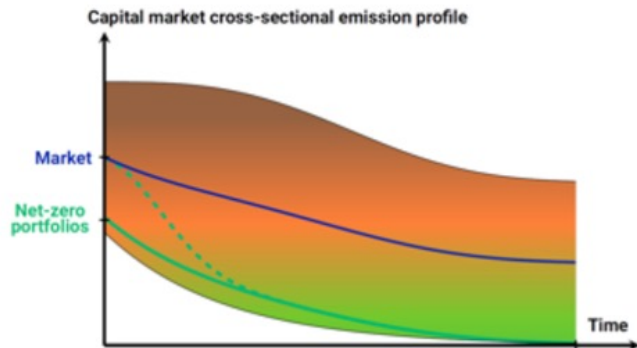
1

The divergence scenario - focus on net zero portfolios comprising of low greenhouse gas emitters, with periodic rebalancing. Net zero portfolios and the market portfolio diverge.

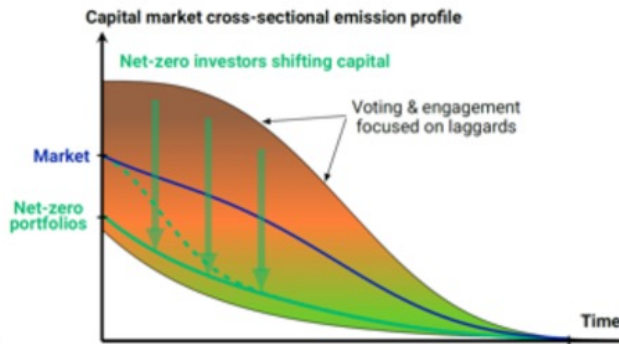
2

The convergence scenario – tilt investments towards “emissions improvers.” These companies may have high emissions now but also have ambitious and reachable targets to decarbonize. Their operations over time. This net zero portfolio converges with the market portfolio.

Divergence scenario scenario



Convergence








Tools and Resources

[Using MSCI Climate Solutions](#)

[Constructing Net-Zero Portfolios: Three Approaches](#)

The Climate and Net-zero Revolution is an Opportunity to Seize for Companies and Investors



Low carbon transition (LCT) CATEGORY		EXAMPLES
	Asset Stranding	Coal mining & coal-based power generation; Oil sands exploration/production
	Product Transition	Oil & gas exploration & production; Petrol/diesel-based automobile manufacturers, thermal power plant turbine manufacturers etc.
	Operational Transition	Fossil fuel-based power generation cement, steel etc.
	Low Impact	Consumer staples, healthcare, etc.
	Solutions	Renewable electricity, electric vehicles, solar cell manufacturers etc.

Notice and Disclaimer: ESG

This document and all of the information contained in it, including without limitation all text, data, graphs, charts (collectively, the "Information") is the property of MSCI Inc. or its subsidiaries (collectively, "MSCI"), or MSCI's licensors, direct or indirect suppliers or any third party involved in making or compiling any Information (collectively, with MSCI, the "Information Providers") and is provided for informational purposes only. The Information may not be modified, reverse-engineered, reproduced or disseminated in whole or in part without prior written permission from MSCI. All rights in the Information are reserved by MSCI and/or its Information Providers.

The Information may not be used to create derivative works or to verify or correct other data or information. For example (but without limitation), the Information may not be used to create indexes, databases, risk models, analytics, software, or in connection with the issuing, offering, sponsoring, managing or marketing of any securities, portfolios, financial products or other investment vehicles utilizing or based on, linked to, tracking or otherwise derived from the Information or any other MSCI data, information, products or services.

The user of the Information assumes the entire risk of any use it may make or permit to be made of the Information. NONE OF THE INFORMATION PROVIDERS MAKES ANY EXPRESS OR IMPLIED WARRANTIES OR REPRESENTATIONS WITH RESPECT TO THE INFORMATION (OR THE RESULTS TO BE OBTAINED BY THE USE THEREOF), AND TO THE MAXIMUM EXTENT PERMITTED BY APPLICABLE LAW, EACH INFORMATION PROVIDER EXPRESSLY DISCLAIMS ALL IMPLIED WARRANTIES (INCLUDING, WITHOUT LIMITATION, ANY IMPLIED WARRANTIES OF ORIGINALITY, ACCURACY, TIMELINESS, NON-INFRINGEMENT, COMPLETENESS, MERCHANTABILITY AND FITNESS FOR A PARTICULAR PURPOSE) WITH RESPECT TO ANY OF THE INFORMATION.

Without limiting any of the foregoing and to the maximum extent permitted by applicable law, in no event shall any Information Provider have any liability regarding any of the Information for any direct, indirect, special, punitive, consequential (including lost profits) or any other damages even if notified of the possibility of such damages. The foregoing shall not exclude or limit any liability that may not be applicable law be excluded or limited, including without limitation (as applicable), any liability for death or personal injury to the extent that such injury results from the negligence or willful default of itself, its servants, agents or sub-contractors.

Information containing any historical information, data or analysis should not be taken as an indication or guarantee of any future performance, analysis, forecast or prediction. Past performance does not guarantee future results.

The Information should not be relied on and is not a substitute for the skill, judgment and experience of the user, its management, employees, advisors and/or clients when making investment and other business decisions. All Information is impersonal and not tailored to the needs of any person, entity or group of persons.

None of the Information constitutes an offer to sell (or a solicitation of an offer to buy), any security, financial product or other investment vehicle or any trading strategy.

It is not possible to invest directly in an index. Exposure to an asset class or trading strategy or other category represented by an index is only available through third party investable instruments (if any) based on that index. MSCI does not issue, sponsor, endorse, market, offer, review or otherwise express any opinion regarding any fund, ETF, derivative or other security, investment, financial product or trading strategy that is based on, linked to or seeks to provide an investment return related to the performance of any MSCI index (collectively, "Index Linked Investments"). MSCI makes no assurance that any Index Linked Investments will accurately track index performance or provide positive investment returns. MSCI Inc. is not an investment adviser or fiduciary and MSCI makes no representation regarding the advisability of investing in any Index Linked Investments.

Index returns do not represent the results of actual trading of investible assets/securities. MSCI maintains and calculates indexes, but does not manage actual assets. Index returns do not reflect payment of any sales charges or fees an investor may pay to purchase the securities underlying the index or Index Linked Investments. The imposition of these fees and charges would cause the performance of an Index Linked Investment to be different than the MSCI index performance.

The Information may contain back tested data. Back-tested performance is not actual performance, but is hypothetical. There are frequently material differences between back tested performance results and actual results subsequently achieved by any investment strategy.

Constituents of MSCI equity indexes are listed companies, which are included in or excluded from the indexes according to the application of the relevant index methodologies. Accordingly, constituents in MSCI equity indexes may include MSCI Inc., clients of MSCI or suppliers to MSCI. Inclusion of a security within an MSCI index is not a recommendation by MSCI to buy, sell, or hold such security, nor is it considered to be investment advice.

Data and information produced by various affiliates of MSCI Inc., including MSCI ESG Research LLC and Barra LLC, may be used in calculating certain MSCI indexes. More information can be found in the relevant index methodologies on www.msci.com.

MSCI receives compensation in connection with licensing its indexes to third parties. MSCI Inc.'s revenue includes fees based on assets in Index Linked Investments. Information can be found in MSCI Inc.'s company filings on the Investor Relations section of www.msci.com.

MSCI ESG Research LLC is a Registered Investment Adviser under the Investment Advisers Act of 1940 and a subsidiary of MSCI Inc. Except with respect to any applicable products or services from MSCI ESG Research, neither MSCI nor any of its products or services recommends, endorses, approves or otherwise expresses any opinion regarding any issuer, securities, financial products or instruments or trading strategies and MSCI's products or services are not intended to constitute investment advice or a recommendation to make (or refrain from making) any kind of investment decision and may not be relied on as such. Issuers mentioned or included in any MSCI ESG Research materials may include MSCI Inc., clients of MSCI or suppliers to MSCI, and may also purchase research or other products or services from MSCI ESG Research. MSCI ESG Research materials, including materials utilized in any MSCI ESG Indexes or other products, have not been submitted to, nor received approval from, the United States Securities and Exchange Commission or any other regulatory body.

Any use of or access to products, services or information of MSCI requires a license from MSCI. MSCI, Barra, RiskMetrics, IPD and other MSCI brands and product names are the trademarks, service marks, or registered trademarks of MSCI or its subsidiaries in the United States and other jurisdictions. The Global Industry Classification Standard (GICS) was developed by and is the exclusive property of MSCI and Standard & Poor's. "Global Industry Classification Standard (GICS)" is a service mark of MSCI and Standard & Poor's.

MIFID2/MIFIR notice: MSCI ESG Research LLC does not distribute or act as an intermediary for financial instruments or structured deposits, nor does it deal on its own account, provide execution services for others or manage client accounts. No MSCI ESG Research product or service supports, promotes or is intended to support or promote any such activity. MSCI ESG Research is an independent provider of ESG data, reports and ratings based on published methodologies and available to clients on a subscription basis. We do not provide custom or one-off ratings or recommendations of securities or other financial instruments upon request.

Privacy notice: For information about how MSCI collects and uses personal data, please refer to our Privacy Notice at <https://www.msci.com/privacy-pledge>.



About MSCI: ESG

About MSCI ESG Research Products and Services

MSCI ESG Research products and services are provided by MSCI ESG Research LLC, and are designed to provide in-depth research, ratings and analysis of environmental, social and governance-related business practices to companies worldwide. ESG ratings, data and analysis from MSCI ESG Research LLC. are also used in the construction of the MSCI ESG Indexes. MSCI ESG Research LLC is a Registered Investment Adviser under the Investment Advisers Act of 1940 and a subsidiary of MSCI Inc.

About MSCI Inc.

MSCI is a leading provider of critical decision support tools and services for the global investment community. With over 50 years of expertise in research, data and technology, we power better investment decisions by enabling clients to understand and analyze key drivers of risk and return and confidently build more effective portfolios. We create industry-leading research-enhanced solutions that clients use to gain insight into and improve transparency across the investment process.

To learn more, please visit www.msci.com.